



Government of
Saskatchewan

Annual Report 2005

Saskatchewan Municipal Board



Table of Contents

Letter of Transmittal	3
Message from the Chair of the Board	3
Mission and Mandate Statements	4
Organization by Function	5
Legislation	6
Goals for 2006	6
Administration	6
Local Government Committee	9
Local Authority Debt Overview	10
Local Authority Overview of Local Improvements	19
Local Authority Approval Overview	20
Planning Appeals Committee	21
Municipal Boundary Committee	22
Fire Prevention Appeals Committee	22
Assessment Appeals Committee	23
Assessment Appeals Committee Caseload Analysis	24
Board of Revenue Commissioners	24
Board of Revenue Commissioners Caseload Overview	25

List of Figures

Figure 1 – Statement of Expenditures	8
Figure 2 – Statement of Revenue	8
Figure 3 & 4 – Summary of Outstanding Long Term Debt and Associated Graph	10
Figure 5 – Loan and Debenture Authorizations	11
Figure 6 – Purpose for Borrowing by Way of Loans	12
Figure 7 – Summary of Outstanding Debenture Debt and Associated Graph	13
Figure 8 – Summary of Outstanding Debenture and Loan Debt and Associated Graph	14
Figure 9 – Annual Debentures Issued 1996 – 2005 and Associated Graph	15
Figure 10 – Debentures Signed and Sealed in 2005	16
Figure 11 – Debenture Purchasers Graph and Debenture Purchasers Overview	17
Figure 12 – Purpose for Borrowing by Way of Debentures and Associated Graph	18
Figure 13 – Local Improvement Projects Approved and Hearings Held	19
Figure 14 – Miscellaneous Approvals and Orders Issued	20
Figure 15 – Planning Appeals Committee Caseload Analysis	21
Figure 16 – Assessment Appeals Committee Breakdown of Appeals Received	24
Figure 17 – Board of Revenue Commissioners Appeal Analysis and Write Off and Cancellation of Debt Owing to Province	25

Letter of Transmittal

Regina, Saskatchewan

To Her Honour
The Honourable Dr. Lynda M. Haverstock
Lieutenant Governor of the
Province of Saskatchewan

Your Honour:

I have the honour to submit herewith the Annual Report for the Saskatchewan Municipal Board for the year ending December 31, 2005. The financial statements included in the report were prepared by the Board in accordance with guidelines of the Department of Finance.

Respectfully submitted,




Harry Van Mulligen,
Minister Responsible
for Saskatchewan Municipal Board

Message from the Chair

It is my pleasure to present the Annual Report of the Saskatchewan Municipal Board for the year 2005.

In 2005, the board adopted the services of the Information Technology Office (ITO) for computer and internet support. Our web site tools continue to be well received by the public and local authorities we serve. To be ready for the commencement of the 2005 reassessment cycle the board recruited new part-time members to hear appeals. Hearings began in the last quarter of the year and will continue through the winter. We worked to assure that the turn around time for the files assigned to each committee was kept to a reasonable standard. The board reviewed its policies and procedures so that the services provided to the public and local authorities can best address the new legislative requirements of *The Municipalities Act* when it comes into force on January 1, 2006.

I wish to express my appreciation for the dedicated support of all board and staff members.



Wade Armstrong, Chair

Mission

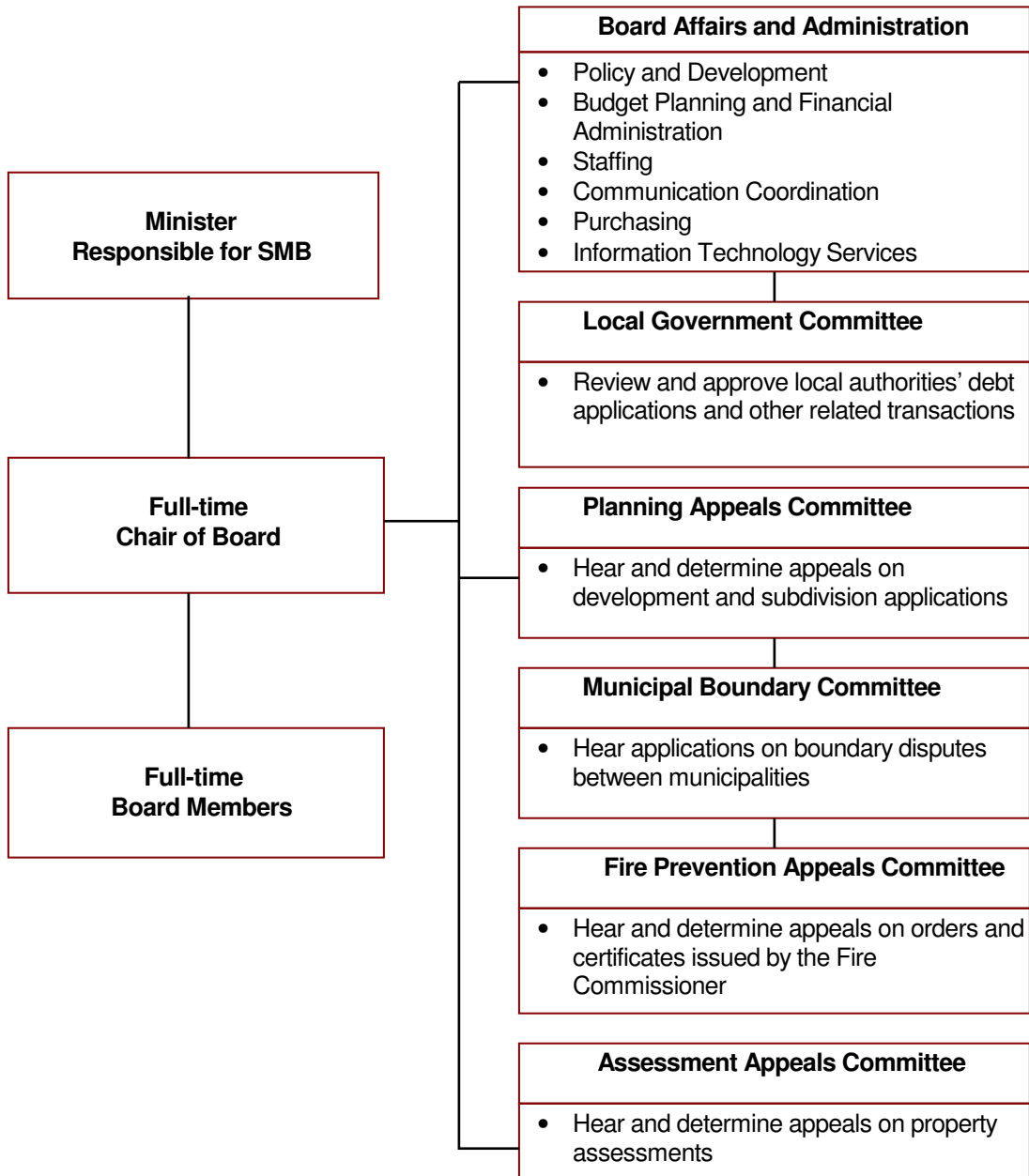
The board is to ensure financial credibility for cities, towns, villages, northern and rural municipalities and school divisions, and to ensure appeals respecting planning; assessment; fire prevention; municipal boundaries and conservation and development are heard and decided.

Mandate

The board is legislatively mandated to exercise discretion of a regulatory and judicial nature. Major activities of the board are as follows:

- Provide a service to the general public and municipalities by hearing appeals at the provincial level on matters that require specialized knowledge. Common matters of appeal include planning and development; assessed value of real property; local improvement assessment; tax exempt status of a property; conservation and development area authority property assessments; and orders and certificates issued by the provincial fire commissioner's office;
- Review local authorities' long term debt applications for approval, to ensure financial stability and, to provide assurance of the local authorities' financial stability to taxpayers and lenders.
- Provide advice and approvals to local authorities on capital financing, debt management, investment policy, water and sewer rates and local improvements.
- Provide a service to municipalities by adjudicating applications for alteration of municipal boundaries or amalgamation of municipalities where there is a disagreement over the alteration or amalgamation.

Organization by Function



Legislation

The board accomplishes its mandate through a number of Acts. Enabling legislation is listed below:

The Assessment Management Agency Act
The Cities Act
The Conservation and Development Act
The Education Act, 1995
The Fire Prevention Act, 1992
The Local Improvements Act, 1993
The Municipal Board Act
The Northern Municipalities Act
The Planning and Development Act, 1983
The Rural Municipality Act, 1989
The Urban Municipality Act, 1984

The board has authority to approve or determine matters under several other Acts. However, applications/appeals pursuant to these Acts are not often received.

Our Goals for 2006

The Saskatchewan Municipal Board is an agency that responds to demands and expectations of the public and local authorities when legislation indicates such actions. It is not intended to be an agency that proactively seeks out its client base to deliver its services.

Local authorities deliver services to their respective communities, for which borrowing must often be undertaken. They are required by legislation to apply to the board to seek approval to borrow in most instances. Likewise, local authorities seek administrative approvals for certain activities and bylaws to ensure that matters are dealt with fairly.

Local authorities and the public also come to the board to present appeals and other disputes. There is an expectation that all parties will be heard fully by a panel with specialized knowledge and that the board's decision will be fair and in accordance with legislation. In all situations the public and the local authorities expect their matters to be dealt with in a timely manner.

Our goal, therefore, is to meet the demands of these external users. The means to meet this goal is revisited annually to see where improvements can be made to the delivery of our services and to ensure the board's focus reflects the priorities of the government and our clients.

Therefore, the board considers it important to focus on the following activities and projects in 2006:

- Manage financial resources appropriately while at the same time ensuring client needs are met.
- Conduct hearings, render decisions and review local authorities' borrowing requests in a consistent and timely manner.
- Communicate with clients on the appeal process and approval process, how to apply or appeal and the role of the board.
- Review internal processes, policies and procedures to ensure compliance with *The Municipalities Act* which was enacted January 1, 2006 to replace *The Urban Municipality Act, 1984* and *The Rural Municipality Act, 1989*.
- Implement guidelines as they relate to visual identity, privacy, financial controls and records management.
- Ensure web site information is up to date and accurate. Information about the Saskatchewan Municipal Board is available at: <http://www.smb.gov.sk.ca>.

Administration

Administration is responsible for staffing, information services, purchasing, financial administration, communication initiatives and policy development and implementation for the board and its committees.

Management is to ensure the integrity of financial data reported by the board. This responsibility is fulfilled through preparation and presentation of financial information and other data in accordance with guidelines developed by Department of Finance, with exceptions specifically noted.

The Financial Administration Manual provides for internal accounting controls, policies and procedures. Employees exercise their best judgment to ensure the accurate reporting of activities and use of financial resources. Existing internal controls provide reasonable assurance assets are safeguarded and financial records are reliable for use in preparing financial information and maintaining accountability of assets.

Financial Overview

In 2004-05, Saskatchewan Municipal Board's budget of \$1,060,000 was divided into three general areas: Administration/Local Government Committee; Planning Appeals; and Assessment Appeals. Funding was distributed according to the figures shown in Figure No. 1 which indicates the actual for 2004-2005 and budget estimates for 2004-2005.

Revenue is derived from filing fees for appeals, which are received from the general public, municipalities, and other agencies. A fee is also charged for authorizing and preparing debentures for local authorities. Figure No. 2 shows a breakdown of revenues received for the 2004-2005 fiscal year, which are deposited in the province's General Revenue Fund.

Asset Management and Protection

Personnel: Includes board members, out-of-scope staff as well as in-scope support staff. Emphasis was placed on educating and training personnel to increase productivity and effectiveness.

Electronic Hardware, Software and Data:

In April, 2005 the board entered into a partnership with the Information Technology Office to provide information technology infrastructure and support to our business needs. The service includes operating and managing information technology infrastructure (networks, servers, and desktop computers), ensuring data security, providing help desk services, developing information technology applications, procuring and distributing information technology hardware and software.

Statement of Expenditures

Subvote	Actual 2004-2005	Budget/ Estimated 2004-2005	Variance Over/(Under)
Administration/Local Government Committee			
Personal Services	562,282	557,000	5,282
Operating Expenses	150,493	151,000	(507)
Subtotal	712,775	708,000	4,775
Planning Appeals Committee			
Personal Services	79,192	80,000	(808)
Operating Expenses	4,624	5,000	(376)
Subtotal	83,816	85,000	(1,184)
Assessment Appeals Committee			
Personal Services	164,195	235,000	(70,805)
Operating Expenses	22,823	32,000	(9,177)
Subtotal	187,018	267,000	(79,982)
Total	983,609	1,060,000	(76,391)

• Figure 1

Statement of Revenue

Description of Revenue	Actual 2004-2005	Budget/ Estimate 2004-2005
Filing Fees	33,350	62,000
Debenture Authorizations	16,425	25,000
Debenture Forms	2,482	1,000
Casual Revenue	3,594	0
TOTAL	55,851	88,000

• Figure 2

Local Government Committee

Major Activities

- **Approve Long-Term Borrowing including Debenture Issues**

The purpose of approving long-term borrowing is to ensure financial stability of local authorities and compliance with various statutes. Investors and the public are provided with assurance that procedures and approvals comply with statutes and related policy.

Actions include approving various forms of debt, preparing related bylaws and debentures.

- **Approve Local Improvements**

The purpose of approving local improvements is to ensure financial stability and compliance with legislation for municipalities to undertake works or services that specially benefit particular lands. A portion or all of the cost of the benefiting work is charged (assessed) against the benefited land.

Works and services which can be approved as local improvements are defined in *The Local Improvements Act, 1993*.

- **Approve investment of surplus funds, creation, use of reserve funds and sinking funds**

The purpose of approving these financial transactions is to ensure municipal funds are securely invested and other funds are used appropriately.

Committee objectives include security of investment and interest income maximization.

- **Approve Sewer and Water Rates for Towns, Villages, Rural and Northern Municipalities**

The purpose of approving water and sewer rates, charges, tolls or rents as they relate to service (including discounts, additional amounts or percentages) is to ensure they are equitable for all users and sufficient to provide revenue to offset current water and sewer operation expense, debt repayment and future capital expenditure.

- **Provide Advisory Assistance**

Provide local authorities with timely appropriate advice respecting all aspects of committee work.

Goals

Ensure financial stability for municipalities and security for their investors and the general public.

Approvals and Authorizations

The following figures (3 to 14) illustrate ongoing approvals and authorizations of the Local Government Committee for 2005.

Local Authority Debt Overview

Summary of Outstanding Long Term Debt (excluding debentures)
as of December 31, 2004 (Based on previous audited financial statements)

(In Thousands of Dollars)

YEAR	CITY	TOWN	VILLAGE	N.M.*	R.M.**	TOTAL	SCHOOL	GRAND TOTAL
1995	3,956	6,179	1,558	1,098	2,483	15,274	45,357	60,631
1996	4,235	7,202	1,484	887	2,164	15,972	49,540	65,512
1997	3,726	9,698	1,739	771	2,533	18,467	47,116	65,583
1998(1)	10,164	11,517	1,958	2,277	3,875	29,791	45,714	75,505
1999(1)	8,252	14,011	2,755	1,896	3,936	30,850	47,375	78,225
2000(1)	9,378	12,967	1,419	1,506	4,035	29,305	36,648	65,953
2001(1)	10,770	11,984	1,514	2,404	4,095	30,767	47,848	78,615
2002(1)	91,926	15,738	1,610	1,443	3,543	114,260	53,186	167,446
2003(1)	104,547	15,252	1,461	342	3,270	124,872	61,472	186,344
2004(1)	156,257	0***	0***	308	6,048	162,613	71,601	234,214

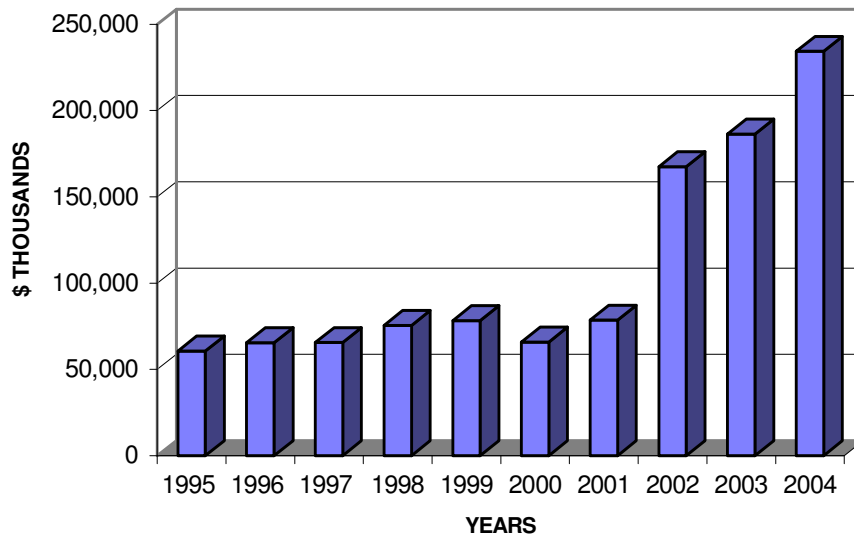
* Refers to Northern Municipalities.

** Refers to Rural Municipalities.

*** Information is not available for 2004.

(1) Includes lease obligations for cities not previously recorded.

• Figure 3



• Figure 4

Local Authority Debt Overview

Loan and Debenture Authorizations in 2005

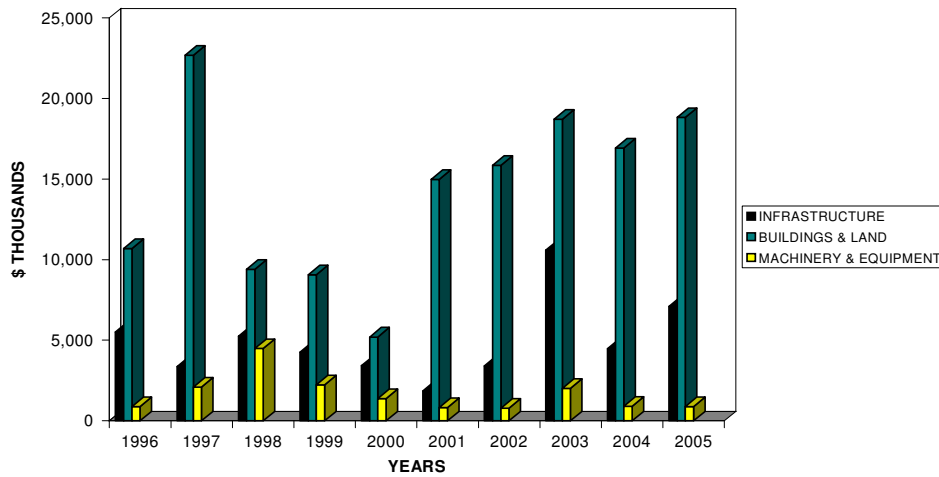
LOCAL AUTHORITY	AMOUNT OF AUTHORIZATION	NUMBER OF AUTHORIZATIONS
<u>LOANS</u>		
Rural Municipalities	\$908,760	7
School Divisions	\$15,956,303	11
Towns	\$8,541,753	29
Villages	\$1,415,369	13
TOTAL	\$26,822,185	60
<u>DEBENTURES</u>		
Towns	\$2,977,900	6
Villages	\$527,535	2
TOTAL	\$3,505,435	8
GRAND TOTAL	\$30,327,620	68

• Figure 5

Local Authority Historical Overview

Purpose for Borrowing by Way of Loans (in Thousand Dollars)

	1996	1997	1998	1999	2000	2001	2002	2003	2004	2005
INFRASTRUCTURE										
Bridges	0	0	0	0	0	0	0	0	100	0
Curbs, Gutters, Sidewalks	309	34	0	651	279	0	155	450	0	40
Dams & Reservoirs	0	0	95	0	0	0	397	0	0	0
Pavement	2,425	1,557	284	1,964	698	1,089	570	1,307	2,298	1,305
Sewage Treatment, Lagoon	1,205	4	1,529	145	182	125	1,027	92	335	943
Street Lighting	82	0	0	0	21	0	0	0	0	0
Water Facilities	975	1,547	2,059	1,113	2,114	598	1,184	8,741	1,442	3,838
Irrigation Projects	162	0	0	0	0	0	0	0	0	0
Park Systems	300	0	0	0	0	0	0	0	0	730
Other	50	231	1,288	377	122	40	69	0	300	250
Total	5,508	3,373	5,255	4,250	3,416	1,852	3,402	10,590	4,475	7,106
BUILDINGS & LAND										
Offices	641	69	595	15	425	420	652	0	12	182
Hospitals, Clinics	0	157	692	30	290	0	50	0	100	135
Recreation & Culture	370	125	2,608	1,922	1,070	1,025	594	686	4,789	2,137
Schools	9,659	20,912	5,092	7,044	3,101	13,458	14,334	17,018	11,615	15,956
Fire Stations	0	0	0	11	180	0	132	365	210	0
Residential Housing	0	592	0	0	31	75	60	300	0	60
Land	30	830	424	45	22	0	38	346	200	358
Total	10,700	22,685	9,411	9,067	5,119	14,978	15,860	18,715	16,926	18,828
MACHINERY & EQUIPMENT										
Computers	0	463	30	0	0	0	0	39	0	0
Protective	131	0	81	481	235	131	15	79	56	0
Transportation	653	873	499	978	1,067	531	762	1,893	828	855
Other	90	753	3,880	784	70	165	0	6	10	33
Total	874	2,089	4,490	2,243	1,372	827	777	2,017	894	888



• Figure 6

Local Authority Debt Overview

Summary of outstanding debenture debt
as of December 31, 2004 (Based on previous audited financial statements)

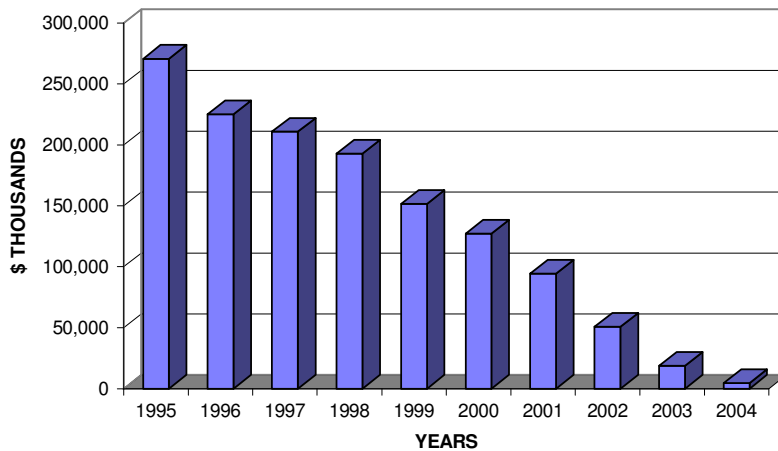
(In Thousands of Dollars)

YEAR	CITY	TOWN	VILLAGE	N.M.*	R.M.**	TOTAL	SCHOOL	GRAND TOTAL
1995	173,053	13,196	1,375	1,196	121	188,941	81,733	270,674
1996	154,608	10,945	1,105	1,083	0	167,741	57,399	225,140
1997	157,811	9,122	858	961	0	168,752	42,115	210,867
1998	156,290	9,222	717	686	0	166,915	25,911	192,826
1999	122,458	10,325	921	634	0	134,338	17,245	151,583
2000	102,198	11,126	1,539	1,359	0	116,222	10,925	127,147
2001	75,264	10,721	1,443	0	125	87,553	6,788	94,341
2002	38,662	5,730	1,601	0	434	46,427	4,344	50,771
2003	3,197	10,755	2,344	0	267	16,563	2,105	18,668
2004	2,024	0***	0***	772	554	3,350	1,214	4,564

* Refers to Northern Municipalities

** Refers to Rural Municipalities

*** Information is not available for 2004



• Figure 7

Local Authority Debt Overview

Summary of outstanding debenture and loan debt
as of December 31, 2004 (Based on previous audited financial statements)

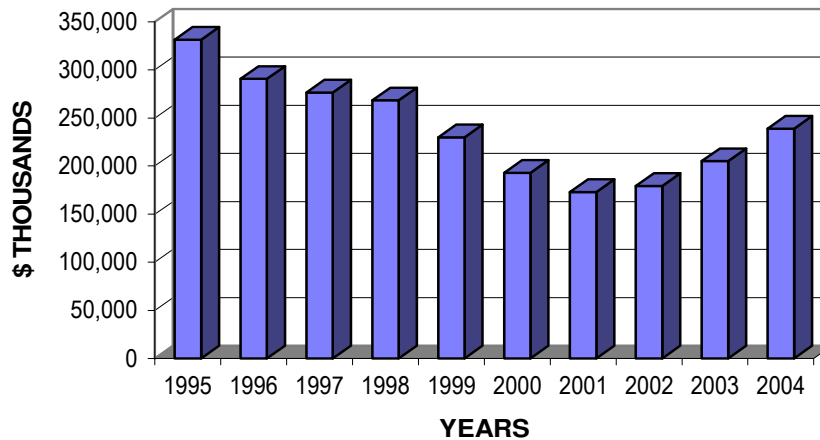
(In Thousands of Dollars)

YEAR	CITY	TOWN	VILLAGE	N.M.*	R.M.**	TOTAL	SCHOOL	GRAND TOTAL
1995	177,009	19,375	2,933	2,294	2,604	204,215	127,090	331,305
1996	158,843	18,147	2,589	1,970	2,164	183,713	106,939	290,652
1997	161,537	18,820	2,597	1,732	2,533	187,219	89,231	276,450
1998	166,454	20,739	2,675	2,963	3,875	196,706	71,625	268,331
1999	130,710	24,336	3,676	2,530	3,936	165,188	64,620	229,808
2000	111,576	24,093	2,958	2,865	4,035	145,527	47,573	193,100
2001	86,034	22,705	2,957	2,404	4,220	118,320	54,636	172,956
2002	91,926	21,468	3,212	1,443	3,976	122,025	57,530	179,555
2003	107,744	26,007	3,805	342	3,537	141,435	63,577	205,012
2004	158,281	0***	0***	1,040	6,602	165,923	72,815	238,738

* Refers to Northern Municipalities

** Refers to Rural Municipalities

*** Information is not available for 2004



• Figure 8

Local Authority Debt Overview

Annual debentures issued 1996 - 2005

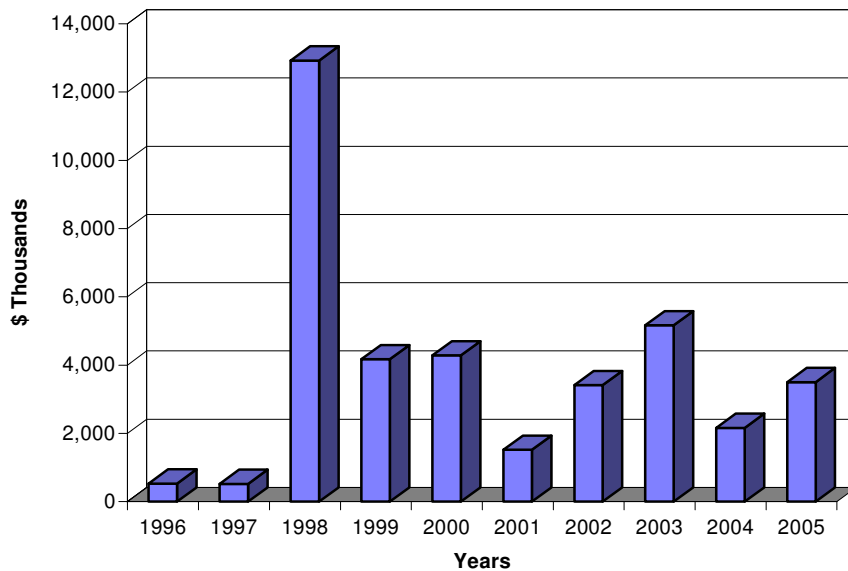
(In Thousands of Dollars)

YEAR	*CITIES		TOWNS		VILLAGES		SCHOOL DIVISIONS		**R.M.		TOTALS	
	No.	Amount	No.	Amount	No.	Amount	No.	Amount	No.	Amount	No.	Amount
1996	1	326	2	209	0	0	0	0	0	0	3	535
1997	1	116	2	410	0	0	0	0	0	0	3	526
1998	1	10,000	6	2,334	2	103	1	491	0	0	10	12,928
1999			9	3,830	3	341	0	0	0	0	12	4,171
2000			7	2,801	8	1,349	0	0	1	140	16	4,290
2001			7	1,520	0	0	0	0	0	0	7	1,520
2002			7	1,665	8	1,584	0	0	1	165	16	3,414
2003			7	5,168	0	0	0	0	0	0	7	5,168
2004			3	1,295	3	865	0	0	0	0	6	2,160
2005			5	2,978	2	528	0	0	0	0	7	3,506

No. - Number of issues

* - Does not include Lloydminster. As of 1999 cities no longer require board approval for debenture issues.

** - Rural Municipalities



• Figure 9

Local Authority Debt Overview

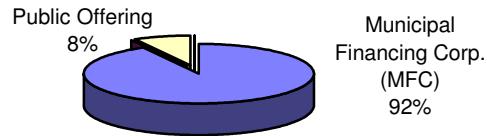
DEBENTURES SIGNED AND SEALED IN 2005			
LOCAL AUTHORITY	NUMBER OF ISSUES	TOTAL FACE VALUE	AVERAGE MONEY COST
<u>TOWNS</u>			
Total	9	\$4,377,900	4.68%
<u>VILLAGES</u>			
Total	4	\$1,262,708	4.81%
TOTAL	13	\$5,640,608	

• Figure 10

Local Authority Debt Overview

Debenture Purchasers Overview

ANNUITY DEBENTURES



LENDER	AMOUNT
Municipal Financing Corporation (MFC)	\$4,315,608
Public Offering	\$375,000
TOTAL	\$4,690,608

SERIAL ANNUITY DEBENTURES

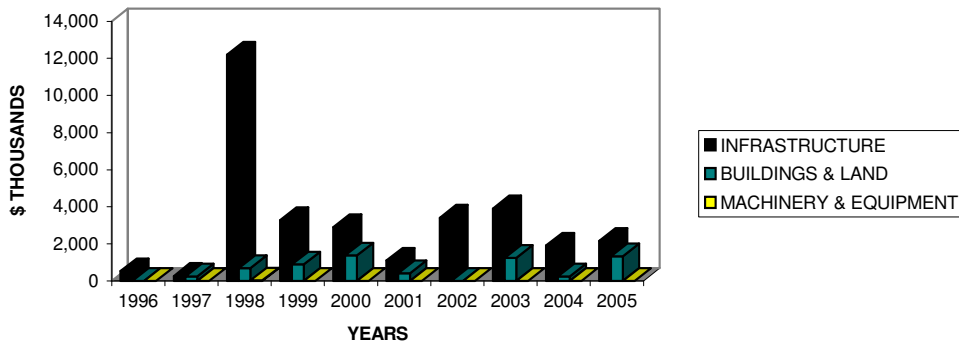
LENDER	AMOUNT
Public Offering	\$950,000

• Figure 11

Local Authority Historical Overview

Purpose for Borrowing by Way of Debentures (in Thousand Dollars)

	1996	1997	1998	1999	2000	2001	2002	2003	2004	2005
INFRASTRUCTURE										
Curbs, Gutters, Sidewalks	381	116	133	0	160	93	19	900	0	0
Dams & Reservoirs	0	0	0	500	0	0	0	0	1,000	0
Pavement	154	160	133	0	194	293	19	918	0	0
Sewage Treatment, Lagoon	0	0	10,500	158	0	345	786	1,000	130	1,639
Water Facilities	0	0	1,236	2,326	1,969	245	2,425	1,100	705	528
Sanitary sewers, lift stations	0	0	200	298	589	119	0	0	75	0
Other	0	0	0	0	0	0	166	0	0	0
Total	535	276	12,202	3,282	2,912	1,095	3,415	3,918	1,910	2,167
BUILDINGS & LAND										
Offices	0	0	0	125	440	225	0	0	250	0
Hospitals, Clinics	0	0	0	0	200	200	0	0	0	325
Recreation & Culture	0	0	200	475	540	0	0	1,250	0	1,014
Schools	0	0	491	0	0	0	0	0	0	0
Garages	0	0	0	0	0	0	0	0	0	0
Land	0	0	0	290	59	0	0	0	0	0
Other	0	250	0	0	139	0	0	0	0	0
Total	0	250	691	890	1,378	425	0	1,250	250	1,339
MACHINERY & EQUIPMENT										
Protective	0	0	0	0	0	0	0	0	0	0
Other	0	0	35	0	0	0	0	0	0	0
Total	0	0	35	0	0	0	0	0	0	0



• Figure 12

Local Authority Overview of Local Improvements

Local improvement projects approved in 2005

PROPOSED WORK AND ESTIMATED COST					
LOCAL AUTHORITY	NUMBER OF PROJECTS	WATER/SEWER MAINS	STORM SEWERS	SURFACE WORKS	TOTAL
CITIES	10	\$608,735	\$0	\$3,752,682	\$4,361,417
TOWNS	20	\$2,690,820	\$294,605	\$3,448,364	\$6,433,789
VILLAGES	3	\$976,000	\$0	\$216,000	\$1,192,000
TOTAL	33	\$4,275,555	\$294,605	\$7,417,046	\$11,987,206

Local improvement hearings held in 2005 pursuant to Section 5(1)(c) of
The Local Improvements Act, 1993

Towns: 1 Cities: 2

• Figure 13

Local Authority Approval Overview

Number of Miscellaneous Approvals Issued in 2005

SEWER AND WATER RATES			
Northern Hamlets and Settlements: 1	Towns: 73	Villages: 82	Rural Municipalities: 31
ESTABLISH DEBT LIMIT			
Cities: 2			
APPROVE ARRANGEMENTS TO SATISFY EXISTING FINANCIAL OBLIGATIONS OF SCHOOL DIVISIONS FOR DISESTABLISHMENT			
Total: 71			

• Figure 14

Planning Appeals Committee

Major Activities

- **Planning and Development Appeals**

Hear and determine appeals relating to municipal planning and development and the subdivision of land.

Appeals normally arise from a decision of a development appeals board or an authorized subdivision approving authority.

- **Appeal Hearings**

Appeal hearings are usually based on the record of the local board.

- **Appeal Decisions**

Written decisions, with reasons, are issued based on arguments presented at the hearing.

- **Provide Advisory Assistance**

Provide factual information to the public on the processes of appeal.

Goals

- Hear appeals within three months of receipt of a notice to appeal.
- Render decisions within three months of the date of hearing an appeal.
- Provide an information base for the general public regarding the appeal process, and policies and procedures of the committee.
- As an interested party, analyze and respond to Government Relations' requests regarding legislation.

Impact & Accomplishments

- The committee strives for the shortest turnaround time possible on matters before it.

- Through consistency of decisions, the committee provides the general public with a better understanding of requirements when rendering decisions on planning and development appeals.

Caseload Activities

In 2005, eleven new appeals were received and eight appeals were heard which includes one city and one rural municipality from the previous year.

Figure No. 15 shows an analysis of the decisions rendered by the committee and organized by local authority category as follows:

	Cities	Towns	Villages	*RMs	Total
Denied	2	0	0	0	2
Granted	1	0	0	2	3
Withdrawn	1	0	0	0	1
No Jurisdiction	1	0	0	0	1
Appeals Scheduled and Not Heard	0	1	1	0	2
Appeals To Be Heard (Not Yet Scheduled)	2	0	0	0	2
Decisions Pending (Heard But Not Decided)	1	1	0	0	2
Total	8	2	1	2	13

* Rural Municipalities

• Figure 15

Municipal Boundary Committee

Major Activities

- **Municipal Boundary Alteration Applications**

The committee is composed of full-time members of the Saskatchewan Municipal Board and part-time members representing the Saskatchewan Urban Municipalities Association (SUMA) and the Saskatchewan Association of Rural Municipalities (SARM).

Review applications for the alteration of municipal boundaries or the amalgamation of municipalities.

A request for review of boundary applications normally arises when affected municipalities are not in agreement as to the proposed boundary alterations or amalgamation.

- **Public Hearings**

A public hearing, when required, is conducted within the applicant municipality.

- **Mediation**

Mediation between affected municipalities may occur whenever possible.

- **Provide Advisory Assistance**

Provide factual information to the public on the process to apply.

Goals

- Hear and decide applications within four months after receipt of same.
- Provide an information base for municipalities and the general public regarding the application process, and policies and procedures of the committee.

Impact & Accomplishments

- Mediation facilitates communication between affected municipalities.

- Affected municipalities have an information base as well as a clearer understanding of what is required at the public hearing.
- Providing knowledge of hearing procedural process and consistent decision making to affected municipalities leads to a satisfactory outcome.

Caseload Activities

One application was received in 2005. The application is still under consideration.

Fire Prevention Appeals Committee

Major Activities

- Hear and determine appeals and matters concerning fire prevention.

Appeals arise from orders issued by a fire inspector or fire commissioner or certificate for costs incurred in carrying out an order respecting fire prevention and safety.

- **Appeal Hearings**

Appeal hearings are usually based on the record of the local board. They are held as required in Regina or Saskatoon.

- **Appeal Decisions**

Written decisions, with reasons, are issued based on arguments presented at the hearing.

Goals

- Hear appeals within three months of receipt of a notice to appeal.
- Render decisions within three months of the date of hearing an appeal.
- Provide factual information to the public on the process of fire prevention appeals.

- Establish a consistent base for the decision making process.

Impact & Accomplishments

- The committee strives for the shortest turnaround time possible on matters before it.
- Through consistency of decisions, the committee provides the general public with a better understanding of requirements when rendering decisions.

Caseload Activities

There were no appeals received in 2005. One decision was rendered from the previous year.

Assessment Appeals Committee

Major Activities

- **Assessment Appeals**

Hear and determine assessment appeals pertaining to the assessed values of real property; local improvement assessments; the tax exempt status of a property; and conservation and development area authority assessments.

Appeals usually arise from decisions of local boards of revision.

- **Appeal Hearings**

Appeal hearings are based upon the record of the local boards of revision and are held throughout the province.

- **Direct Appeals Hearings**

Hearings for direct appeals are conducted, as required, with respect to industrial or commercial properties exceeding \$1,000,000 in assessed value where the appellant, the board of revision, and the municipality agrees to proceed in this manner.

Direct appeals hearings are also conducted, as required, where an application for leave to consolidate appeals has been granted.

- **Pre-hearing Conferences**

Pre-hearing conferences are conducted, as required, to determine the necessity of subpoenas and to clarify issues to be determined by the committee.

- **Appeal Decisions**

Written decisions are issued, with reasons, based upon arguments presented at the hearing regarding perceived errors by boards of revision, or in the case of direct appeals, based upon evidence and argument.

- **Stated Cases**

Any person affected by a decision of the committee may appeal to the Saskatchewan Court of Appeal on a leave to appeal basis. Also, cases may be stated to the Saskatchewan Court of Appeal at the initiative of the committee. The question must be one of law or jurisdiction.

- **Other Matters**

The committee may consider and make recommendations on matters referred to it by the Minister.

Case law that impacts on assessment issues is monitored.

Recommendations are provided regarding proposed legislative amendments.

- **Provide Advisory Assistance**

Provide advice and guidance to the public and other client groups regarding the appeal process and related assessment matters.

Goals

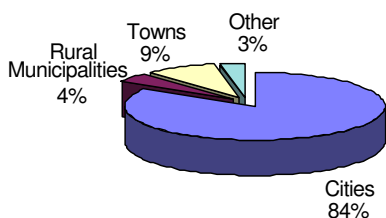
- Hear appeals within a reasonable time of receipt of a notice of appeal.
- Render decisions within six months of the date of a hearing where caseload allows.
- Provide an information base for the general public regarding the appeal process, and policies and procedures of the committee.
- Maintain an efficient appeal tracking system.
- Enforce procedural requirements.

Impact & Accomplishments

- Majority of 2005 (province wide revaluation year) appeals were scheduled for hearing.
- Update of tracking system and the adoption of electronic calendars for internal reference continues to improve the administration of files and related impact on clients.

Assessment Appeals Committee Caseload Analysis

Appeals received in 2005: 323



• Figure 16

* Other – Includes villages, resort villages, conservation and development area authorities, and northern municipalities

Caseload Activities

Scheduled for Hearing	176
Decisions Pending (Heard but not decided)	9
To Be Heard (Not yet scheduled)	26
Withdrawn	21
Total Activities	238*

*These activities include 20 appeals lodged prior to 2005.

Decision Activities

Denied	Granted	Total Issued
90	292	382**

** The majority of these decisions pertain to appeals lodged prior to 2005.

Board of Revenue Commissioners

Mandate

The Board of Revenue Commissioners is established pursuant to Section 13(1) of *The Revenue and Financial Services Act*. The Act appoints full-time members of the Saskatchewan Municipal Board as members of the Board of Revenue Commissioners.

Any write-off or cancellation of monies owing to the Crown is subject to approval of the Board of Revenue Commissioners as delegated by Treasury Board. The board has the power to hear and determine appeals respecting taxes imposed or assessed pursuant to and by virtue of any taxing act. Parties to the appeal may further appeal any decision of the board to the Court of Queen's Bench.

The operating and staffing costs associated with this board are absorbed within the Saskatchewan Municipal Board's budget.

Minister in charge is the Minister of Finance.

Legislation

The Corporation Capital Tax Act
The Crown Minerals Act
The Provincial Sales Tax Act
The Fire Prevention Act, 1992
The Freehold Oil and Gas Production Tax Act
The Fuel Tax Act, 2000
The Liquor Consumption Tax Act
The Mineral Taxation Act, 1983
The Revenue and Financial Services Act
The Tobacco Tax Act, 1998

The board has authority to approve or determine matters under eight other Acts. However, appeals pursuant to these Acts are not often received.

Board of Revenue Commissioners Caseload Overview

Caseload Activities

Appeals received in 2005: 24

Heard	3
To be Heard	*45
Withdrawn	17

Notes:

*Includes appeals from 2001 to 2005.

Decision Activities

Denied	Granted	No Jurisdiction	Total Issued
3	0	0	3

There were 15 cancellations and 47 write-offs approved in 2005.

• Figure 17